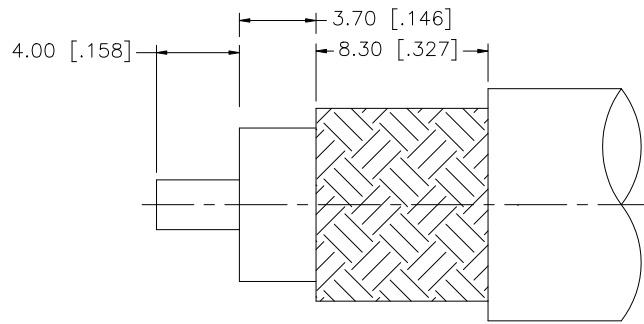
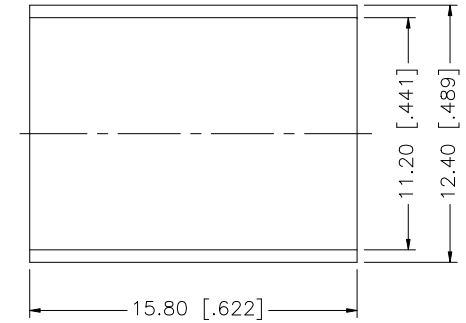
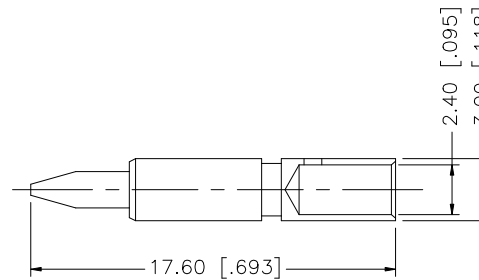
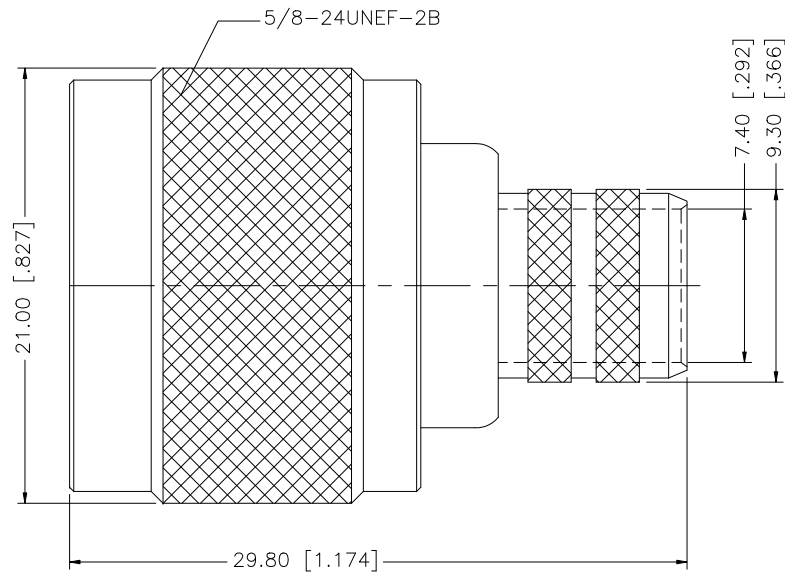


REV.	DATE	DESCRIPTION
A	01/30/04	UPDATE DRAWING FORMAT
B	05/22/05	MODIFY PLATING SPEC
C	07/08/07	REVISE STRIPPING DIMS AND FERRULE



RECOMMENDED
CABLE STRIPPING DIM'S



NOTE:

1. CRIMPED FERRULE HEX CRIMP SIZE .429"
2. CRIMPED CONTACT PIN HEX CRIMP SIZE .100"

DESCRIPTION	MATERIAL	FINISH	QTY	DO NOT SCALE DRAWING	APPROVALS	DATE	Amphenol Connex					
8				<small>UNLESS OTHERWISE SPECIFIED DIMENSIONS ARE IN MILLIMETERS. DIMENSIONS IN [] ARE IN INCHES AND FOR CUSTOMER REFERENCE ONLY.</small> <small>UNLESS OTHERWISE SPECIFIED TOLERANCES FOR MILLIMETERS ARE:</small> 0.5 - 8mm ± 0.20mm 8 - 30mm ± 0.40mm 30 - 120mm ± 0.50mm <small>UNLESS OTHERWISE SPECIFIED TOLERANCES FOR INCHES ARE:</small> .020 - .315 = ± 0.007" .315 - 1.180 = ± 0.015" 1.180 - 4.724 = ± 0.020"			DRAWN G.R.S. 07/08/07		N CRIMP PLUG (FOR RG-214/U CABLE)			
7					CHECKED							
6					ISSUED							
5	FERRULE	COPPER	NECOTE		1	SHEET 1 OF 1						
4	CONTACT PIN	BRASS	GOLD		1		PART NO. 172166					
3	INSULATOR	TEFLON	NATURAL		1		DWG. NO. 172166.DWG					
2	BARREL	BRASS	NEXCOTE		1		REV. C	SIZE A	SCALE NA			
1	BODY	BRASS	NEXCOTE		1							
					CAD FILE C:/172/172166.DWG							